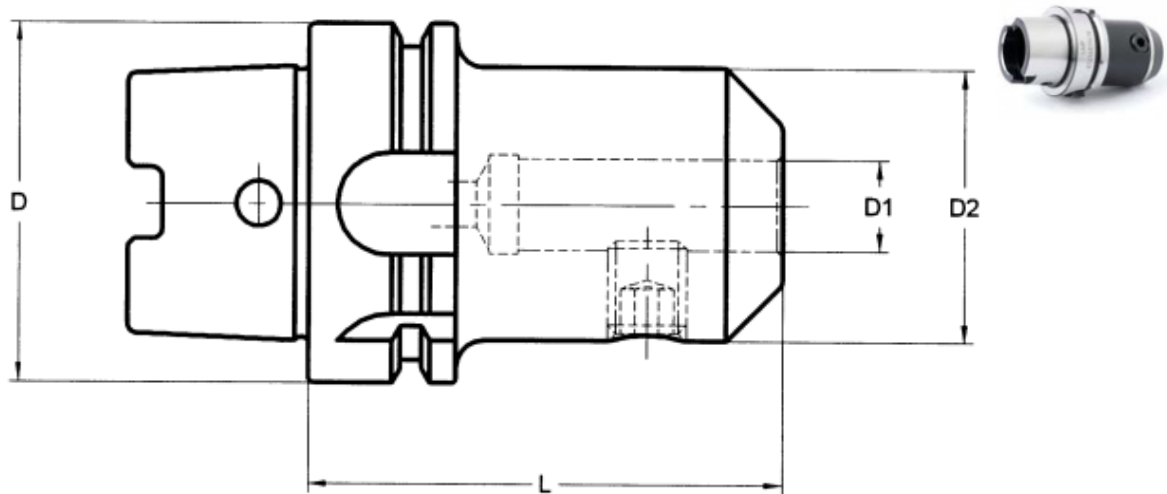


For end mills with shank DIN 1835-B - DIN 6535 HB

Rev. 12-1101 Page 1 of 3
Uncontrolled Document



DIN 69882-4

- The hole diameter and circular deviation tolerances have been significantly tightened up compared with DIN 1835 in order to achieve the highest levels of machining precision.
- Coolant tube to be ordered separately.
- Balanced according to ISO 1940-1 up to 10,000 rpm. We have latest methods for dynamic balancing up to 50,000 rpm.
- D1 >= 25 mm: Two clamping holes.
- Maximum circular deviation between outer taper and D1 <= 0.003 mm.

Taper (D)	Length (L)	D1	D2	Part Number
HSK-A 32	60	6	25	681.01214011106
HSK-A 32	80	8	28	681.01214011108
HSK-A 32	65	10	35	681.01214011110
HSK-A 40	60	6	25	681.01214011206
HSK-A 40	60	8	28	681.01214011208
HSK-A 40	60	10	35	681.01214011210
HSK-A 40	70	12	42	681.01214011212
HSK-A 40	75	14	44	681.01214011214
HSK-A 40	75	16	48	681.01214011216
HSK-A 50	65	6	25	681.01214011306
HSK-A 50	65	8	28	681.01214011308
HSK-A 50	65	10	35	681.01214011310
HSK-A 50	80	12	42	681.01214011312
HSK-A 50	80	14	44	681.01214011314
HSK-A 50	80	16	48	681.01214011316
HSK-A 50	80	18	50	681.01214011318



Taper (D)	Length (L)	D1	D2	Part Number
HSK-A 50	80	20	52	681.01214011320
HSK-A 63	65	6	25	681.01214011406
HSK-A 63	65	8	28	681.01214011408
HSK-A 63	65	10	35	681.01214011410
HSK-A 63	80	12	42	681.01214011412
HSK-A 63	80	14	44	681.01214011414
HSK-A 63	80	16	48	681.01214011416
HSK-A 63	80	18	50	681.01214011418
HSK-A 63	80	20	52	681.01214011420
HSK-A 63	110	25	65	681.01214011425
HSK-A 63	110	32	72	681.01214011432
HSK-A 80	80	10	35	681.01214011510
HSK-A 80	80	12	42	681.01214011512
HSK-A 80	80	14	44	681.01214011514
HSK-A 80	100	16	48	681.01214011516
HSK-A 80	100	20	52	681.01214011520
HSK-A 80	100	25	65	681.01214011525
HSK-A 80	120	40	80	681.01214011540
HSK-A 100	80	6	25	681.01214011606
HSK-A 100	80	8	28	681.01214011608
HSK-A 100	80	10	35	681.01214011610
HSK-A 100	80	12	42	681.01214011612
HSK-A 100	80	14	44	681.01214011614
HSK-A 100	100	16	48	681.01214011616
HSK-A 100	100	18	50	681.01214011618
HSK-A 100	100	20	52	681.01214011620
HSK-A 100	100	25	65	681.01214011625
HSK-A 100	100	32	72	681.01214011632
HSK-A 100	110	40	80	681.01214011640
HSK-A 100	130	50	98	681.01214011650
HSK-A 63	120	6	25	681.01214012406
HSK-A 63	120	8	28	681.01214012408
HSK-A 63	120	10	35	681.01214012410
HSK-A 63	120	12	42	681.01214012412
HSK-A 63	120	14	44	681.01214012414




Taper (D)	Length (L)	D1	D2	Part Number
HSK-A 63	120	16	48	681.01214012416
HSK-A 63	120	18	50	681.01214012418
HSK-A 63	120	20	52	681.01214012420
HSK-A 100	120	6	25	681.01214012606
HSK-A 100	120	8	28	681.01214012608
HSK-A 100	120	10	35	681.01214012610
HSK-A 100	120	12	42	681.01214012612
HSK-A 100	120	14	44	681.01214012614
HSK-A 63	160	25	65	681.01214013425
HSK-A 63	160	32	72	681.01214013432
HSK-A 100	160	16	48	681.01214013616
HSK-A 100	160	18	48	681.01214013618
HSK-A 100	160	20	52	681.01214013620
HSK-A 100	160	25	65	681.01214013625
HSK-A 100	160	32	72	681.01214013632
HSK-A 100	200	40	80	681.01214014640
HSK-A 100	200	50	98	681.01214014650

Available for HSK-A 32, 40, 50, 63, 80, 100

TAC Rockford Product Line

Machine Tool Gauges, Tool Changer Alignment, Runout Test Arbors, Workholding Systems, Tool Holders, Adapters and Extensions, Tool Holder Blanks, Machine Tool Accessories, Coolant Tubes and Gauges, Heat Shrink Systems, Rapid Prototyping


Tool Holders



Gauges



Accessories



Rapid Prototyping

